

Z Pass+™

for Parents' Peace of Mind



TRACK
when and where
your child gets
on and off
the bus

CHECK
your child's bus
location

KNOW
your child
is safe

RECEIVE
instant
notifications
via email or text

How does it work?

Students carry a small card that automatically logs their entry or exit when they pass the scanner on the school bus. The information is then instantly and securely available to you. Notifications can also be sent directly to your computer or to your cell phone via text message.

Z Pass+ brings you a whole new level of assurance. Knowing when and where your child gets on and off the bus gives you added peace of mind and makes it easier for you to plan your day.

Stay updated and feel confident about your child's safety with Z Pass+!

Learn more and sign up today at: www.zpassplus.com

Know when and where your child gets on and off the school bus.

- Know the date, time and location your child boarded and exited the bus.
- Receive instant notifications directly to your e-mail or phone.

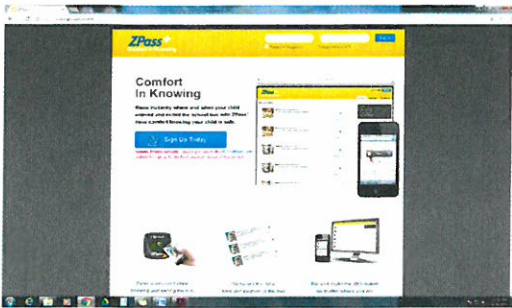


www.zonarsystems.com | 18200 Cascade Ave S. Seattle, WA 98188 | 206-878-2459

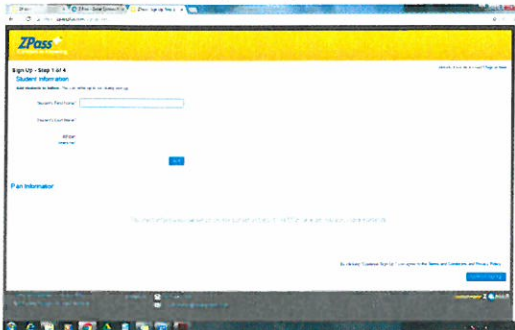
POWERED BY ZONAR™

Sealy ISD Transportation Information Accessing Z Pass Plus for Bus Riders

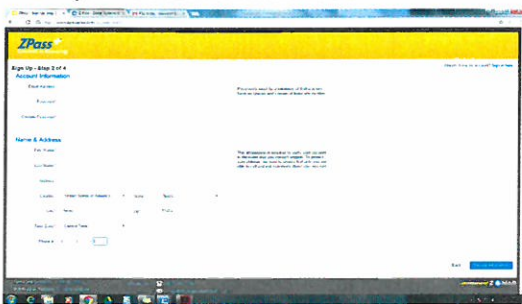
1. Access the website <https://www.zpassplus.com/>



2. Click on the blue button "Sign Up Today"
3. Type in your child's first and last name in the appropriate box
4. You will need to type in your **child's RFID#** which is located on the **back of the student id**



5. You can add additional children or click "Continue Sign Up"
6. Enter your account information



7. Click "Review Information"
8. Review your plan information and "Click Create Account"
9. An email from Zonar Systems will be sent to the email address you provided so that you can confirm your account. **Click on the provided link in the email.**
10. You will be redirected to the Zonar website where you will see your child's name. You can adjust settings accordingly.
11. We recommend that you opt to receive text messages or receive notifications. You can do this by entering your **cell phone number** or by clicking on the "mobile notification" on the right hand side and filling in the needed information. This will allow you to receive a message on your phone when your child has scanned on and off the bus each day. You can also choose to have notifications sent to your email.
12. Once your account has been created, you can now download the app on your phone. **The app is Z Pass Plus.**
13. Creating an account and setting up notifications, text reminders, or email reminders will allow you to be able to see the address and map location of your child's bus pick up and drop off along with the time he/she scanned on/off the bus.